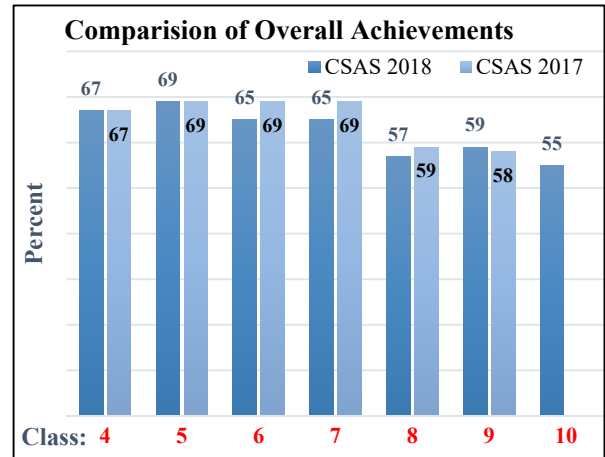


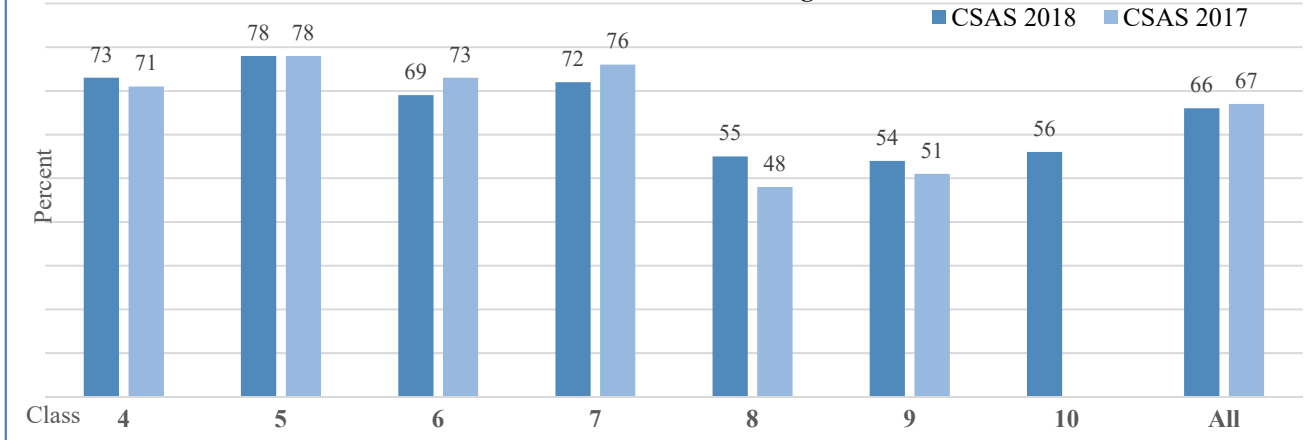
# CENSUS BASED STATE ACHIEVEMENT SURVEY (CSAS) 2018 VIJAYAPURA DISTRICT ACHIEVEMENTS

## I Class-wise and Subject-wise Achievements:

Subject / Class	4	5	6	7	8	9	10	All 2018	All 2017
Lang 1	69	65	68	71	64	69	62	67	67
Lang 2	62	67	67	69	52	49	46	60	61
Lang 3			62	60	55	63	50	58	67
Maths	68	71	63	64	62	60	53	64	68
EVS/Sci	68	75	63	60	52	48	56	61	61
SS			66	64	56	66	65	63	64
<b>All - 2018</b>	<b>67</b>	<b>69</b>	<b>65</b>	<b>65</b>	<b>57</b>	<b>59</b>	<b>55</b>	<b>61</b>	
<b>All - 2017</b>	<b>67</b>	<b>69</b>	<b>69</b>	<b>69</b>	<b>59</b>	<b>58</b>			<b>65</b>



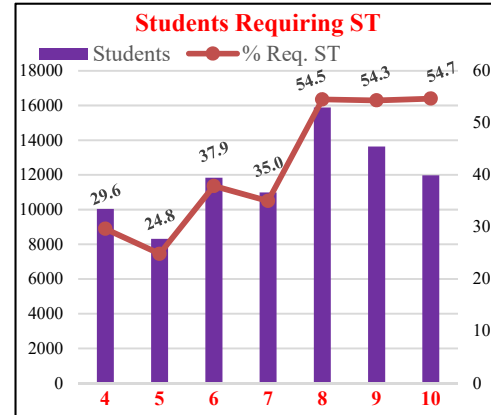
## II Class-wise Pass Percentage



## III Class-wise and Subject-wise Supplementary Teaching (ST):

Class	Students	L1	L2	L3	Math	EVS / Sci	SS	Sub Agg
4	10033	4695	6293	-	4639	3698	-	19325
5	8320	4455	4908	-	3386	2617	-	15366
6	11840	4104	4672	5569	4211	3929	3841	26326
7	10988	2836	3400	4562	4028	4532	3756	23114
8	15885	4120	7483	6883	4566	7529	5198	35779
9	13635	2425	8166	4022	3989	7093	3033	28728
10	11981	2177	7182	5586	3918	3772	1903	24538
<b>Overall</b>	<b>82682</b>	<b>24812</b>	<b>42104</b>	<b>26622</b>	<b>28737</b>	<b>33170</b>	<b>17731</b>	<b>173176</b>

Sub Agg.: Subjects Aggregate



## IV Deficiencies in Competency Levels (< 40% listed below): Pl see "Competency List" file for details

Class/Sub	Kannada	English	Maths	EVS/Sci	SS
4				EVS411, 419, 430	
5	KAN501, 506, 510		MATH516, 523		
6	KAN620	ENG607, 627	MATH602, 610	SCI608, 612, 619, 623	SS618
7	KAN709	ENG710	MATH704, 710, 713, 717	SCI709, 711, 727	
8	KAN811	ENG803, 808, 817, 818, 821, 828	MATH805	SCI809, 810, 812, 816, 823, 829	SS807, 813, 814, 822, 826
9	KAN919	ENG901, 913, 916, 917, 926, 930	MATH 911, 925	SCI902, 906, 909, 916, 917, 918, 919, 923, 925	
10	KAN0123	ENG0104, 0105, 0106, 0110, 0112, 0114, 0116, 0117, 0125, 0126, 0127	MATH0106, 0114, 0116, 0117, 0118, 0123, 0124, 0126, 0128	SCI0110, 0112, 0116, 0121, 0127	SS0105, 0111